

Q1 2019

MarketPulse Plug-In

*Feel the **PULSE** of the **MARKET!***

- A Unique and Predictive Combination of Momentum, Acceleration and Volatility
- Crystal Clear Buy and Sell Signals
- Highly Accurate Short and Long Term Strategies

PLUS...

**Powerful Education
on *Trading the Pulse***

- Included with the Package!

What is “*Pulse Trading*?”

How Can It Help You Score Consistent Profits, Day after Day?

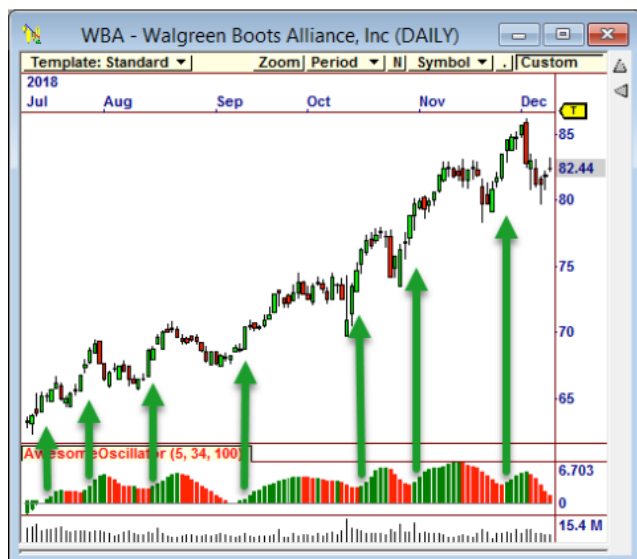


Here at Nirvana, we are always looking for cutting edge trading methods to help our customers succeed. Once you start using MarketPulse, you will be thrilled at how easy it is to pick up on strong moves.

Momentum measures the strength of trend. By determining a stock's **Momentum**, we are able to not only ride high momentum to profits, but also identify changes in momentum for optimal entries.

The famous analyst, Bill Williams used the rate of change of Momentum to create the Awesome Oscillator. Before a trend in price changes, the momentum will change. Detecting this change in momentum provides us with an early indication of trend change.

Acceleration is the second important indicator that makes up the MarketPulse method. **Acceleration** can show us an early indication of trend change, or a renewed move in the direction of the general trend. In the chart below, we can see that each time the indicator turns up, the chart makes a renewed thrust in the direction of the prevailing trend. This is an important and profitable use of Acceleration.



Acceleration shows us when to re-engage the trend.

Volatility is the important third component for MarketPulse. In order for a trade to make money, the chart has to move. Looking at the recent High-Low Range can tell us if the security is indeed moving, giving us a higher likelihood of a strong move in the new trend direction.

Using a combination of Momentum, Acceleration and Volatility, we can essentially “take the pulse” of the market to identify highly probable highly profitable Setups, in both the short and medium time frames.

Powerful New Strategies

We use these principles to create two awesome Strategies. MP Acceleration Change is a short term Strategy that identifies sudden changes in momentum that signify a reversal has formed. These profitable reversion trades are showing over 70% accuracy with solid profitability.

MP Strong Trend uses the principles of MarketPulse to determine that a strong trend is underway, and enter on a confirmed entry point. These two Strategies are included in the MarketPulse Plug-In.

Trading The Pulse Package Available:

We combined MarketPulse with *Profiting from Volatility*, the latest in our Trade Secret Series, to make a Power Packed Package! *Profiting from Volatility* carefully goes through the inner workings of MarketPulse to show how the indicators are used. It includes a new OmniScan that will identify a list of stocks to trade each day that are conducive to the method and are poised to move.

Whether you purchase the Plug-In alone, or the package, you're going to love the power of MarketPulse. It's unlike anything we have ever released. I know it's going to make a difference in your trading!

Sincerely,



Ed Downs

The **Power** of the **Pulse**



MP Acceleration Change and MP Strong Trend generate excellent trades in any market.

A Versatile Approach that Generates Highly Confirmed Signals

It is generally difficult to identify trending trades. MarketPulse is a great tool that helps in this regard.

The trades in the chart above were generated by the new MarketPulse strategies. You can see that the Signals fire at optimal points, and the built-in Trade Plan keeps the Strategy in trade to the end of the trend.

The Trading Strategies are just some of the powerful assets in MarketPulse, made possible by the prudent combination of Momentum, Acceleration and Volatility.

Trading the Pulse

Summary.....	3
Behind the Pulse.....	4
New Mechanical Strategies.....	5
<i>Profiting From Volatility</i>	6
Special Offers.....	8

Behind the Pulse

Used Together, These Three Indicators Reveal the Hidden Movement in Any Market

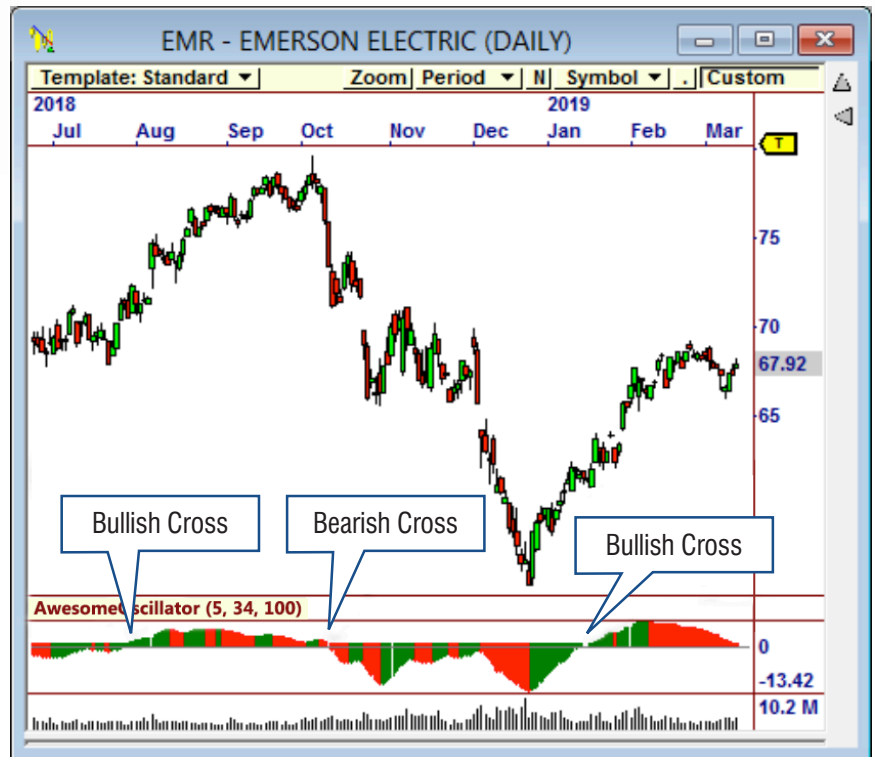
The Awesome Oscillator

Developed by market technician Bill Williams, the Awesome Oscillator is used to determine market momentum.

The Awesome Oscillator zero line crossover can be used for trend change detection. It is good at determining medium to long term trend changes.

Acceleration Oscillator

The Acceleration Oscillator measures acceleration and deceleration of price. In the chart below, we see the oscillator below zero, indicating negative momentum. But the blue histogram bars show that we are starting to accelerate upward. This indicates an optimal entry point. Following this, the stock makes significant gains in a short time.



This example also shows that information about whether the Acceleration Oscillator is above or below the zero line isn't enough. We need to know whether there is sufficient volatility, or movement, in the stock in order to take the trade.

High Low Range Indicator

The HLR indicator helps to show us that we have an increase in daily volatility. This makes it easier to determine that the Acceleration Oscillator is providing us with actionable information.

Just being above or below the zero line doesn't tell us enough – we need to know that there is actually significant movement in order to take advantage of the change in momentum and acceleration.

Two New Mechanical Strategies

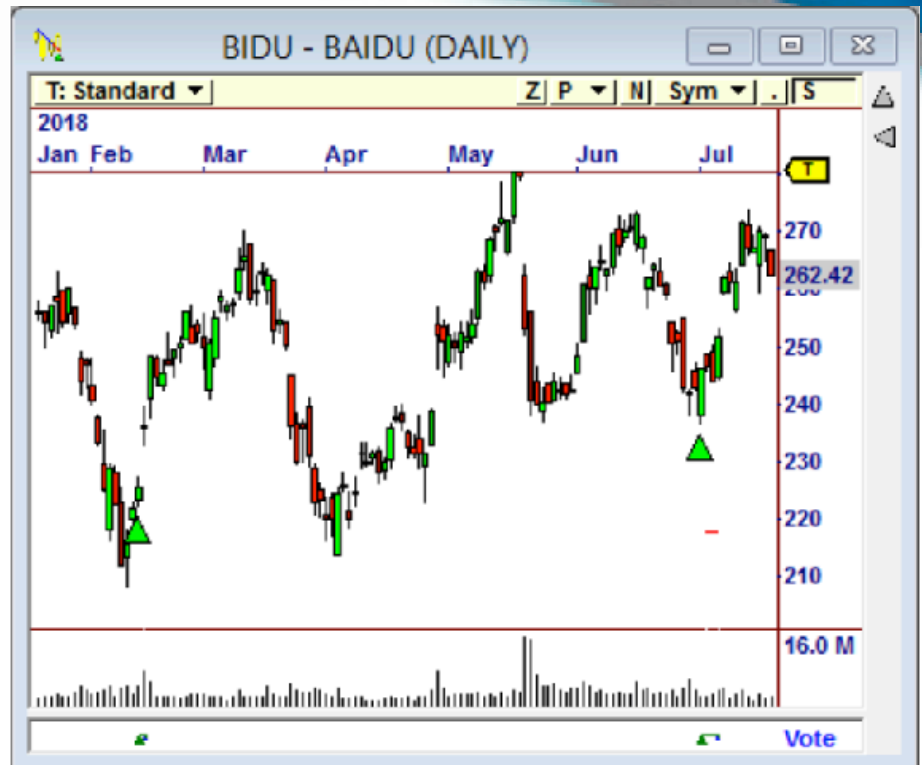
Profitable Short Term Trades

The MP Acceleration Change Strategy looks for short term moves based on high volatility and changes in acceleration. This setup often leads to significant gains in only a few days.

This chart of BIDU shows two examples of the MP Acceleration Change Strategy taking advantage of sharp changes in acceleration while price movement is very high.

The trades generated by this strategy consistently capture quick profits in just a few days!

Hit Rate	Profit per Trade
70%	.63%



Awesome Momentum Trades

The MP Strong Trend Strategy takes trades in the direction of momentum for longer term trades.

Once it detects strong upside momentum, the MP Strong Trend Strategy will look for acceleration in the direction of the momentum. When this occurs, we often see an extended continuation move in our favor.

The MP Strong Trend Strategy shows excellent accuracy AND profitability in our testing, and looks to be one of the better trend trading strategies we have ever released!

Hit Rate	Profit per Trade
71%	1.46%

NEW! From the Trade Secret Series

Profiting From Volatility

Introducing *Profiting from Volatility* – the third chapter in our **Trade Secrets Series**! This special presentation includes three seminars, three interactive sessions, and additional trading assets. *Profiting from Volatility* is all about taking advantage of Momentum and Acceleration, so of course it will feature the new Market**Pulse** Plug-In!

Harnessing the Dynamics of Market Movement



For Trade Secret 3, Jeff Drake will show how to take advantage of market movement in *Profiting from Volatility* in an easy to digest format. We will start by looking at the effect of volatility in the market.

Long seen as a detriment to traders, he'll take an in-depth look at how volatility can actually provide a significant edge. We will cover the various tools that can be used to measure volatility, and which ones actually help you trade volatility effectively.

Part 2 will then focus on using MarketPulse to engage the market. Not only will we look at the components of MarketPulse and how to trade them successfully, we will also divulge profitable confirmation techniques that take MarketPulse to the next level!

We conclude *Profiting from Volatility* by looking at how to find stocks that are moving, yet not erratic. This provides us with a dynamic list of stocks to apply the MarketPulse strategies to that are ready to move!

Profiting from Volatility gives you a wealth of information and trading assets that will help you find and trade the stocks that are poised to profit.

Profiting from Volatility

Advanced Trading Techniques
with Market**Pulse**

Exploring the Dynamics of Market Movement

- The Effect of Volatility
- Do We Want Volatility?
- The Best Way to Measure Volatility
- The Influence of Volatility and Trends

Trading Volatility with Market**Pulse**

- Discovering the Market**Pulse** Components
- Momentum, Acceleration and Volatility
- Trading Market**Pulse**

Finding the Best Volatility Trades

- Revisiting Volatility in Market**Pulse** Strategies
- Avoiding the Riskier Volatility Trades
- Scanning for High Quality Volatility Trades

Profiting From **Volatility** Continued

Designed to Help You Win

The Trade Secrets format is designed to provide you with education and assets at a pace that allows you to absorb the information as easily as possible.

Each week, you will receive a new seminar that covers a different aspect of the Trade Secret. A couple of days later, we hold a live webinar to summarize the content of the seminar. And then the fun begins! We take questions and ideas from attendees to explore the Trade Secret even further. This format is conducive to learning the information and applying the tools quickly so you can start profiting ASAP!

The Trade Secrets website acts as a repository for all of the Trade Secrets assets. Each seminar and webinar is recorded in various formats so you can view them at your convenience. The website also contains all of the assets provided so that you can access them at any time.

Our latest addition to the Trade Secrets Series, featuring MarketPulse, will help you use the tools provided to instantly start winning in the current market.

What Users are Saying About the Trade Secrets Series:

*"Overall it is the **BEST Nirvana education product/tool system I've received**. A+ to Ed and the team. Well done, I am very happy with what I got for my time and money." - William L.*

*"I loved the out-of-the-box thinking in **Trade Secrets**. The path you are headed with Trade Secrets has the potential to make everything else you have done pale in comparison." - James A.*

*"The aspect about Trade Secrets that I like the best is the **ability to have a "hands on" experience** while listening to the recorded course material." - Don F.*

"Innovative new approaches, and useful new tools!" - Jim D.

Event Schedule

April 2nd **SEMINAR**

Exploring the Dynamics of Market Movement

April 9th **SEMINAR**

Trading Volatility with MarketPulse

April 16th **SEMINAR**

Finding the Best Volatility Trades

April 4th **WEBINAR**

Review and Interactive Discussion

April 11th **WEBINAR**

Review and Interactive Discussion

April 18th **WEBINAR**

Wrap-up and Interactive Discussion

Order **MarketPulse** by April 2nd and **SAVE!**



"Profit from the Pulse of the Market! The new **MarketPulse** Plug-In comes with great Indicators and Strategies to make the concept come alive in your charts. And packaged with *Profiting from Volatility*, you have a winning combination!"

MarketPulse Plug-In..... **\$395**
(reg. \$495)



What's Included:

- Classic Indicators by Bill Williams
- Proprietary Indicators Created by Nirvana Systems
- NEW Mechanically Profitable Trading Strategies

[Click To Buy Now](#) 

Profiting from Volatility **AND** The **MarketPulse Plug-In**

**When you purchase the Trading The Pulse Package,
you will receive:**

- Three Recorded Seminars
- Three Interactive Webinars
- The **MarketPulse** Plug-In
- Additional Trading Assets

A \$1500 Value – Yours for Just \$795
Order by April 2nd!

**ONLY
\$795**

[Click To Buy Now](#) 

NO RISK OFFER!
Money Back Guarantee*

Call Toll-Free: 1-800-880-0338

Important Information: Futures, options and securities trading has risk of loss and may not be suitable for all persons. No Strategy can guarantee profits or freedom from loss. Past results are not necessarily indicative of future results. Hypothetical or simulated performance results have certain inherent limitations. Unlike an actual performance record, simulated results do not represent actual trading.